

How to: build a hedgehog home

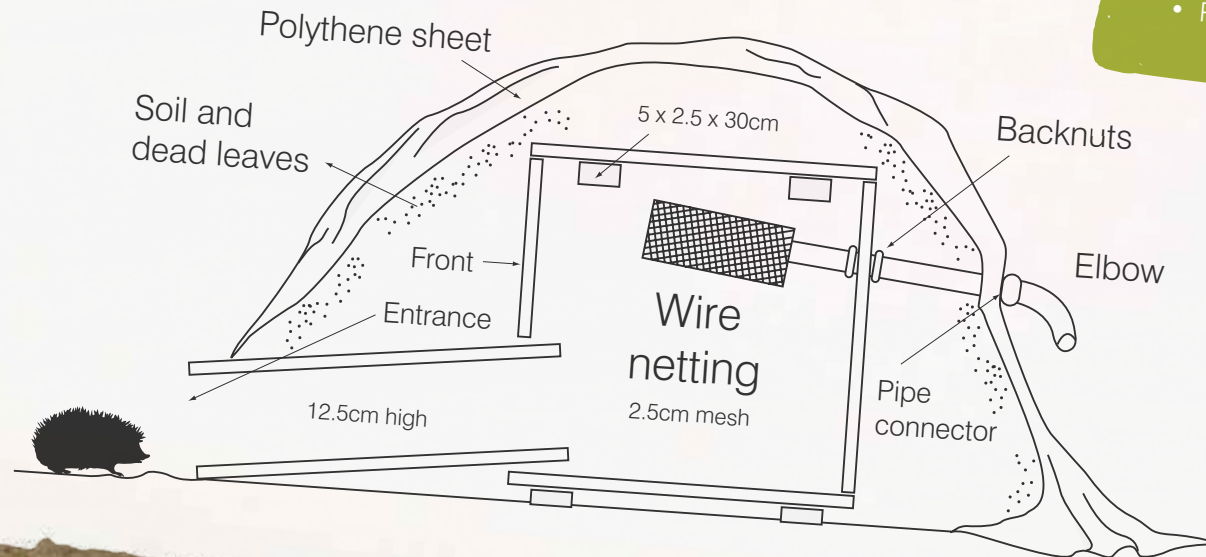



Hedgehogs can be found wandering around in most gardens in the evening as they hunt for worms and slugs. You can encourage hedgehogs in your garden by creating a place for them to hibernate.

Many hedgehog homes can be made quite simply by creating a 'lean to' using branches and bits of wood, however the hedgehog home we plan to create will be a bit more sophisticated and using the instructions and diagram provided you should be able to create your very own hedgehog home in little time and at a very low cost!

Tools/Materials

- Wood/timber (new or old)
- Plastic/polythene sheeting
- Soil
- Saw, hammer, nails
- Plastic pipe



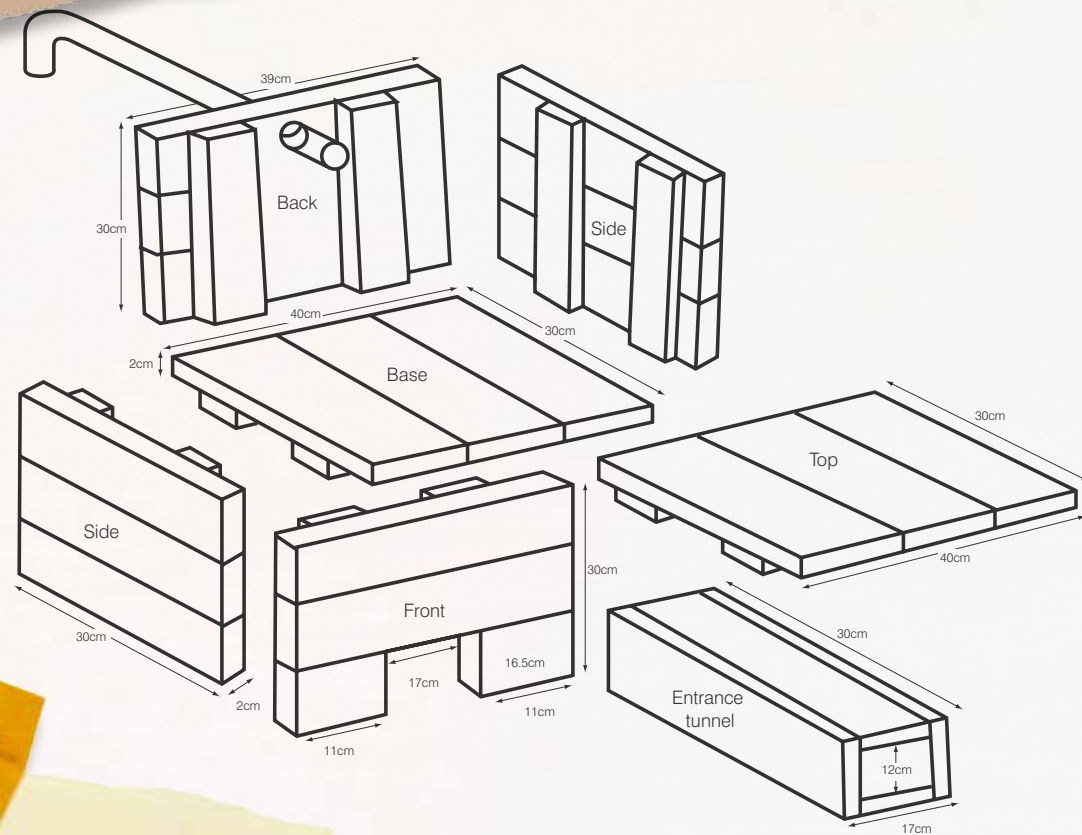
www.thelandtrust.org.uk

How to: build a hedgehog home

This is a desirable winter residence for the more discerning Hedgehog.

Any available timber can be used (old or new) but the better it is made, the longer it will last. Do not nail down the roof as you may need to clean the box in the future.

The entrance tunnel could be constructed with old bricks placed on top of each other with a piece of slate with a brick atop for the roof. Make sure the entrance is kept clear and avoid the temptation to disturb the Hedgehogs during hibernation. The finished Home should be covered with plastic sheeting, soil and twigs placed on top and hay left outside which will be taken in and used for bedding by any prospective resident. Remember that Hedgehogs have soft feet and so the floor of your Hedgehog House should have newspapers, sawdust or earth on it.



Alternatively

This is a much simpler house that is easier to make. Get a big, thick cardboard box and cut two side air vents about 15cm by 5cm and an entrance about 15cm in diameter. Put some shredded newspapers inside with clean, dry grass or straw on top and tuck the box near a hedge, if possible with the entrance facing South. The top of the box should then be covered with a small piece of plastic sheeting, for example, an "opened up" old carrier bag. Twigs put all round to make a dome and then covered with dry grass and leaves.



the
Land
Trust

www.thelandtrust.org.uk