














# Warren House Park

-  ACCESS POINT
-  DISABILITY ACCESS GATE (RADAR key required)
-  GRASSLAND
-  WOODLAND
-  TRACK
-  COMMERATIVE PATH
-  JOGGING ROUTE (c. 1km)
-  JOGGING ROUTE (c. 600-800m)
-  BENCHES
-  PICNIC BENCHES
-  STEPS
-  ON STREET PARKING
-  AUTHORISED VEHICLES ONLY

